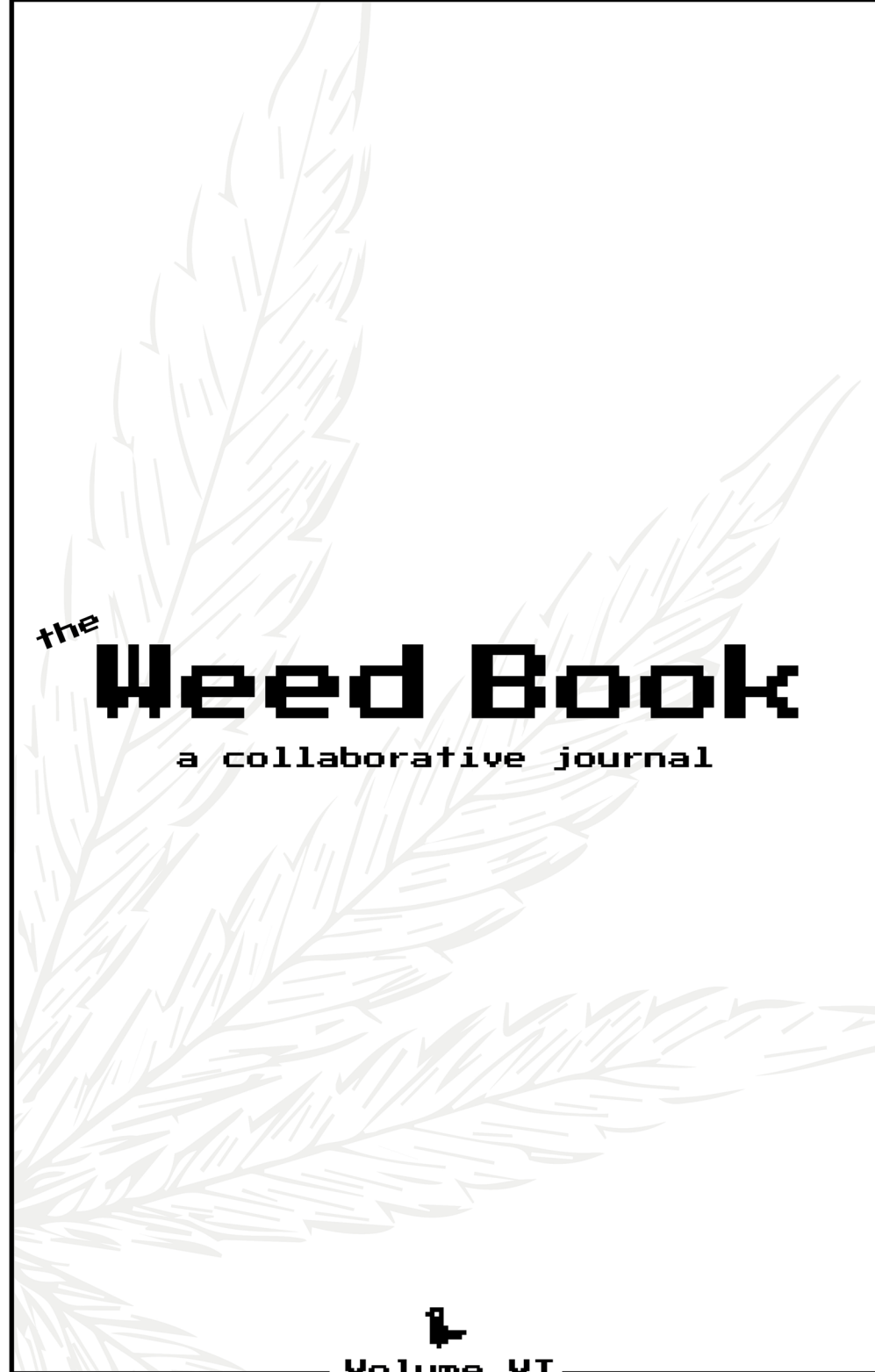




www.freeweedsbooks.com



the

Weed Book

a collaborative journal



Volume VI


PROUD OF YOUR WORK?



CLICK HERE
TO SHARE



YOUR COMPLETED
WEED BOOK PAGES
WITH OTHER SUBSCRIBERS



TAG @FREEMEEBOOKS &
USE #LORDSKALE ON SOCIAL MEDIA

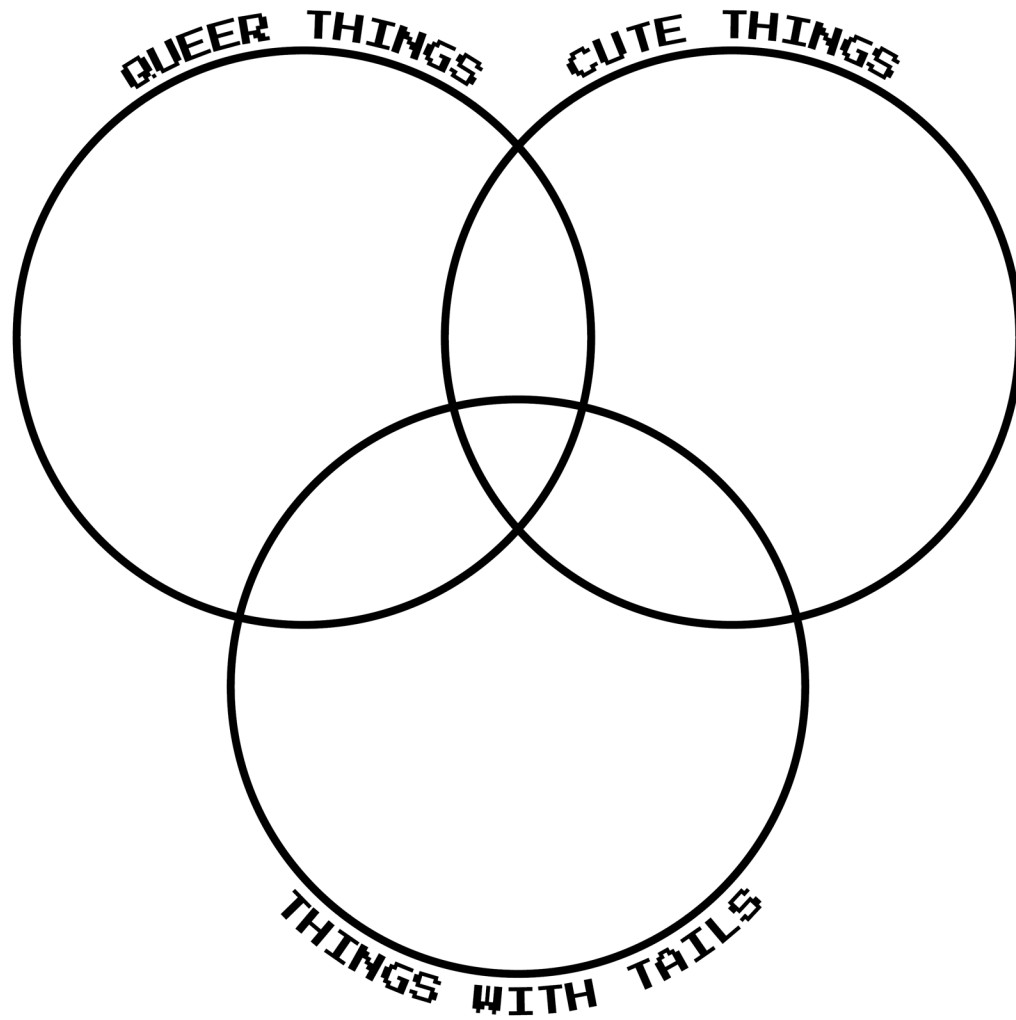

— IN THIS VOLUME —

3	Dots N' Boxes
4-5	Circle Magic
6-7	Pixel by Number
8	Easy Pickins
9	Distorted Text
10-11	Coloring Page
12	Mad gaps
13	Brain Fart
14	Crack the Code
15	Couch Activities
16	Jumbled Letters
17	Journal Prompt
18	Venn Diagram

First Weed Book? Scan
the QR code to learn
more about FMB.



DOTS N' BOXES




HOW TO PLAY

Take turns with another player drawing horizontal or vertical lines to connect the dots. When a player completes a box, they write their initial inside and get an extra turn. The game ends when all dots are connected, and the player with the most boxes wins.

CIRCLE MAGIC

create anything that tickles your fancy - whether it's an ashtray, a basketball, or just a cookie. The clock is ticking, so let your creativity soar! You are pursuing quantity, not quality, and there will be nuggets of gold among the turds.



Grab a pencil and set a timer for 5 minutes. In this creative race against time, your mission is to breathe life into each circle with the boundless wonders of your imagination. These circles are your canvas, and within them,

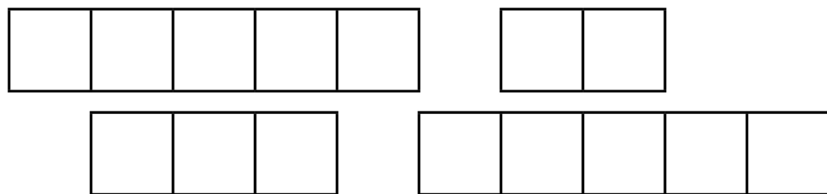


CIRCLE MAGIC

Write about a memory from childhood that still brings a smile to your face.



JUMBLED LETTERS

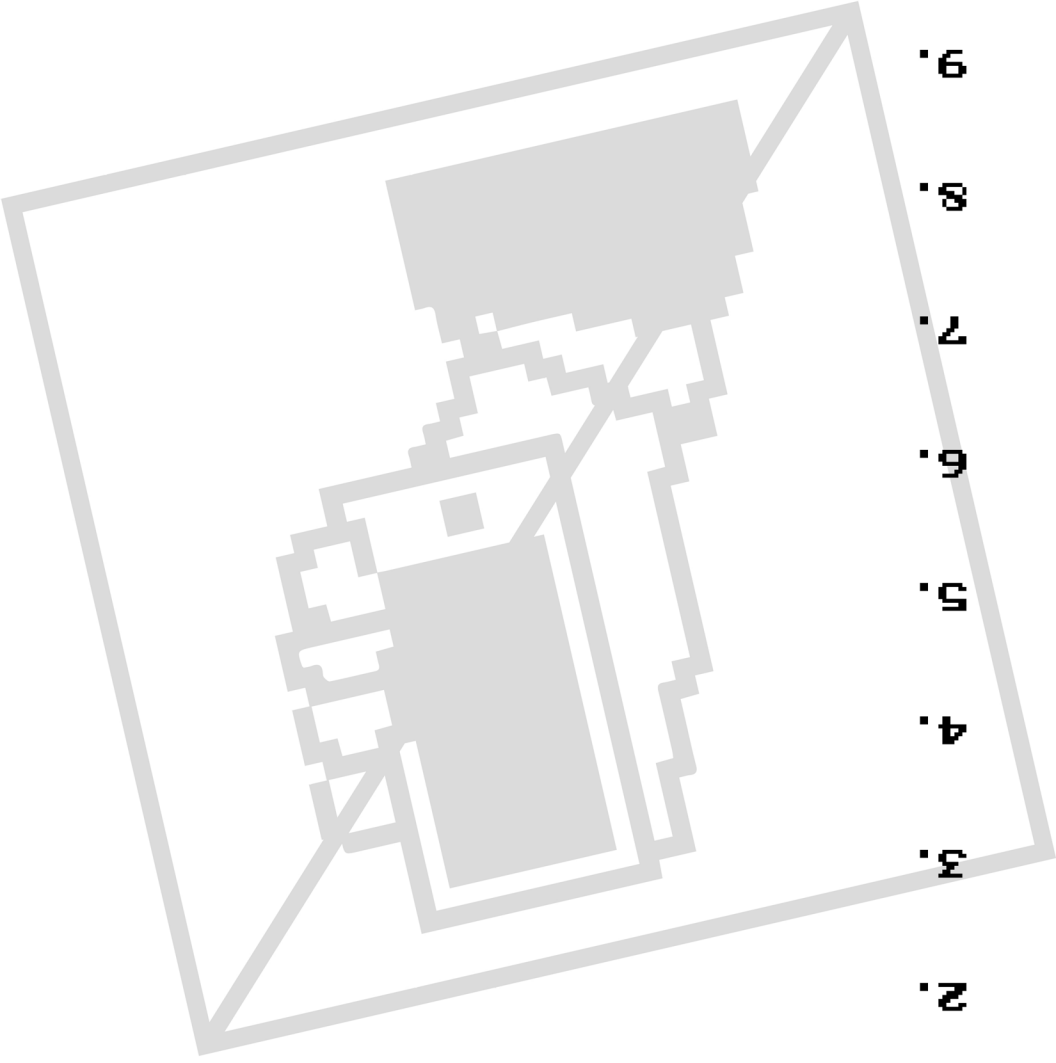
JUMBLED LETTERS



HOW TO PLAY

Discover the hidden message by holding this page to a mirror and unscrambling each of the letters above.

10 ACTIVITIES YOU CAN DO FROM THE COUCH WITHOUT TECHNOLOGY



1.

2.

3.

4.

5.

6.

7.

8.



9.

10.

PIXEL BY NUMBER

Grab a pack of crayons or your favorite colored pencils and take a few minutes for yourself. Using the pixel grid and color guide, fill each pixel with color until you reveal the hidden image.

1	WHITE
2	RED
3	BLACK
4	GREEN
5	ORANGE



CRACK THE CODE

A	B	C	D	E	F	G	H	I	J	K	L	M
							21	17	7			

N	O	P	Q	R	S	T	U	V	W	X	Y	Z
					22							

_____ S _____ I
 25 19 12 25 18 11 22 14 17

 _____ H _____
 3 13 25 23 21 25 23 2 25

 _____ J _____ I _____
 11 25 24 24 20 7 25 17 13 2

HOW TO PLAY

Each letter in the missing phrase has been replaced with a random number. Try to decode the message with the legend above.

1	1	1	1	1	1	1	1	1	1	1	1	1	1	1	1	1	1	1	1
1	1	1	1	2	1	1	1	3	1	1	1	1	1	1	1	1	1	1	1
1	1	1	3	3	1	1	1	1	1	3	1	3	1	1	1	1	1	1	1
1	1	3	3	1	3	1	1	1	1	1	3	1	3	1	1	1	1	1	1
1	3	3	4	4	4	3	1	1	1	1	1	1	1	1	1	1	1	1	1
3	4	4	4	1	3	1	1	1	1	1	1	1	1	1	1	1	1	1	1
4	4	4	4	1	3	1	1	1	1	1	1	1	1	1	1	1	1	1	1
4	4	3	3	3	1	1	1	1	1	1	1	1	1	1	1	1	1	1	1
3	3	1	1	1	1	1	1	1	1	1	1	1	1	1	1	1	1	1	1
1	1	1	1	1	1	3	3	3	1	1	1	1	1	1	1	1	1	1	1
3	1	1	1	1	3	4	4	4	3	3	3	3	1	1	1	1	1	1	1
4	3	1	1	3	4	4	4	4	3	5	5	5	3	3	1	1	1	1	1
4	4	3	1	3	4	4	3	4	3	5	3	3	3	5	3	1	1	1	1
4	4	4	3	4	4	3	4	4	4	3	1	1	1	3	5	3	1	1	1
4	4	3	4	4	3	4	4	4	4	3	3	3	1	3	5	3	1	1	1
4	4	3	4	3	3	4	4	4	4	3	3	3	5	3	4	3	1	1	1
4	4	3	4	2	3	4	4	4	4	4	3	5	5	3	4	4	3	1	1
4	4	3	4	2	3	4	4	4	4	4	3	5	5	3	4	4	3	1	1
4	4	3	4	3	3	4	4	4	4	4	3	3	3	5	3	4	3	1	1
4	4	3	4	4	3	4	4	4	4	3	3	3	1	3	5	3	1	1	1
4	4	4	3	4	4	3	4	4	4	3	1	1	1	3	5	3	1	1	1
4	4	3	1	3	4	4	3	4	3	5	3	3	3	5	3	1	1	1	1
4	3	1	1	3	4	4	4	4	3	5	5	5	5	3	1	1	1	1	1
3	1	1	1	1	3	4	4	4	3	3	3	5	5	3	1	1	1	1	1
1	1	1	1	1	1	1	3	3	3	5	5	3	5	5	3	1	1	1	1
1	1	1	1	1	1	1	1	3	5	5	5	3	3	5	3	1	1	1	1
1	1	1	1	1	1	1	1	3	5	5	5	3	1	3	1	1	1	1	1
1	1	1	1	1	1	1	1	1	3	5	3	1	1	1	1	1	1	1	1
1	1	1	1	1	1	1	1	1	1	3	1	1	1	1	1	1	1	1	1




1. OT BH ED RW AO DR FD
 LB RE AD PL EO FO SK AS
 LV AI GK FE EA NB AE DE.

2. RI OS LB EA FS AE GH JN EA
 JY UI AS ST
 SA PE AG RG RH TE JT TC AI
 FL AL AR VB OE KR VE HD
 AC OA CK RE?

3. TB EH EG AR EE AE RA DE
 MA EO HR BE
 VN BI IP PG LR PE RS IU FN
 TH AH RE EM AO DR LF OD
 AT GH HA WN MP EN KO PU EL ER.

HOW TO PLAY
 For each group of paired letters, cross out one letter in each pair so that words are formed. When done, a hidden message will be spelled out from the remaining letters.



CHANGE
 CHANGE
 CHANGE

T
 O
 U
 C
 H

BARREN

R|E|A|D|I|N|G

CHERRY
Sheave

11111
 4:20

HOW TO PLAY
 Write each familiar word, phrase, or saying beneath each block using its visual clues to discover their hidden message.


MAD GAPS

IN THE HAZY TWILIGHT OF A _____ SUNDAY AFTERNOON,
ALEX FOUND HIMSELF IN A _____ SITUATION. AFTER EATING
A DELICIOUS BREAKFAST OF _____ HE LOUNGED ON HIS
_____ COUCH, HIS FAVORITE BONG BESIDE HIM, BUT WITH A
DESPERATE REALIZATION: HE'D MISPLACED HIS LIGHTER, AGAIN.
_____ SURGED THROUGH HIM AS HE SCANNED THE ROOM, BUT
INSTEAD OF GIVING IN TO FRUSTRATION, AN IDEA STRUCK HIM
LIKE A BOLT OF _____.

ALEX JUMPED UP AND _____ TO THE KITCHEN, RUMMAGING
THROUGH DRAWERS UNTIL HE FOUND A FORGOTTEN PACK OF
_____. GRINNING LIKE A MAD _____, HE PLUCKED
ONE OUT, LIT IT WITH THE ELECTRIC STOVE, AND CAREFULLY
_____ HIS WAY BACK TO THE BONG. WITH EACH INHALE, HE
LEANED OVER THE BONG, TRYING TO KEEP THE TINY FLAME FROM
BEING BLOWN OUT BY _____.

HIS LAUGHTER ECHOED THROUGH THE APARTMENT AS HE ATTEMPTED
THIS ABSURD DANCE OF FLAME AND SMOKE. IT WASN'T THE MOST
_____ WAY TO LIGHT UP, BUT AS THE FLAME FLICKERED IN HIS
HAND, ALEX REALIZED THAT SOMETIMES, LIFE'S ABSURDITY COULD
LEAD TO MOMENTS OF UNEXPECTED _____ AND _____.
AND SO, AMIDST THE RIDICULOUSNESS, HE FOUND HIS OWN UNIQUE
WAY TO LIGHT HIS BONG, TURNING AN ORDINARY AFTERNOON INTO
A _____ ADVENTURE.

DISTORTED



HOW TO PLAY

Close one eye & bring image to eye level.
Tilt image forward and try to read its message.

五福临门